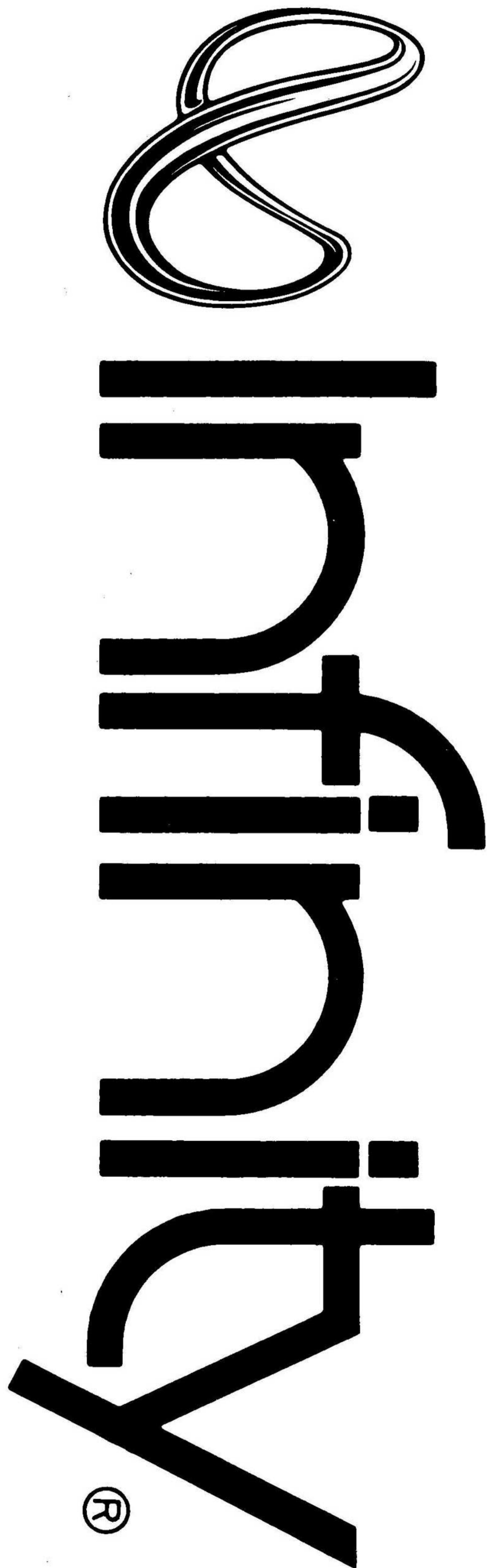


OWNER'S MANUAL
for Infinity
Reference Series
Speakers



UNPACKING

Inspect your speakers carefully after unpacking. If they have been damaged in transit, call your dealer, or trucking firm that delivered them for instructions on how to file a claim.

POSITIONING

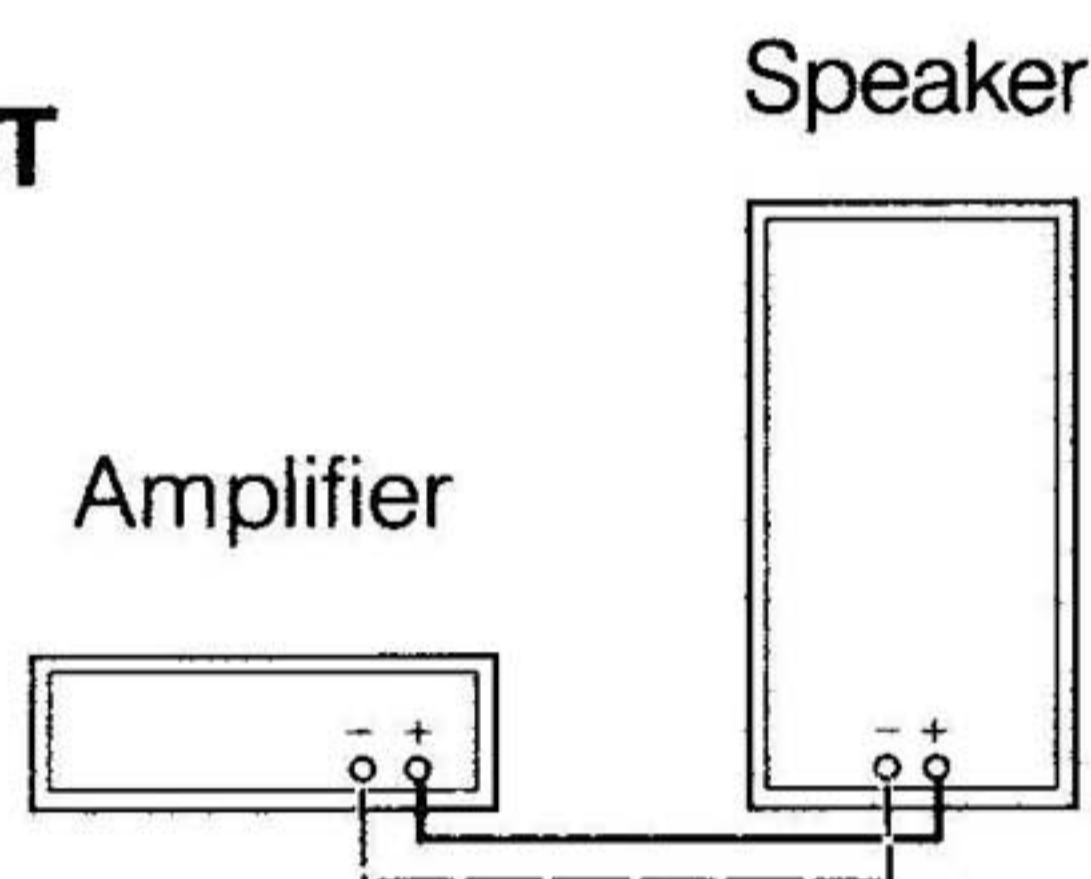
Proper positioning of the speakers within the listening room is of primary importance in order to achieve the best possible sound. Room reflections, furniture placement, heavy draperies, window reflections and so on can influence sonic quality, balance and the stereo image. It is essential to experiment with different locations to determine which placement offers the best overall balance and imaging. For the best stereo effect, the speakers should be placed at least 7-10 feet apart (2 to 3 meters). At times, angling the speakers slightly inward toward the listening position will add to overall spaciousness and deliver a more realistic sound stage. Try to avoid placing the speakers directly against the wall, or in corners of the room because this may sacrifice depth of image and create excessive boominess. If you must place the speakers higher than ear level, tilt them downward to direct the tweeters toward your ears. When placing the speakers on the floor always use a pedestal, or several heavy books to keep the speaker off the floor or rug. Coupling the speakers to the floor usually creates bass heaviness which may prove to be extremely unmusical.

CONNECTING THE SYSTEM

Make sure all equipment is turned off before making connections.

Connect your power amplifier to your speakers by using heavy gauge (#16, 14 or heavier) wire with polarity coding. The side of the wire with a ridge or other coding should be considered plus (+). The speakers must be connected in phase (both woofers always moving in the same direction at the same time) and every precaution must be taken to insure proper in-phase hookup (see diagram). If the speakers are out of phase (one speaker moving outward while the other moves inward) the result will be cancellation of bass frequencies and a floating effect preventing instruments and vocalists from stabilizing in their proper perspective.

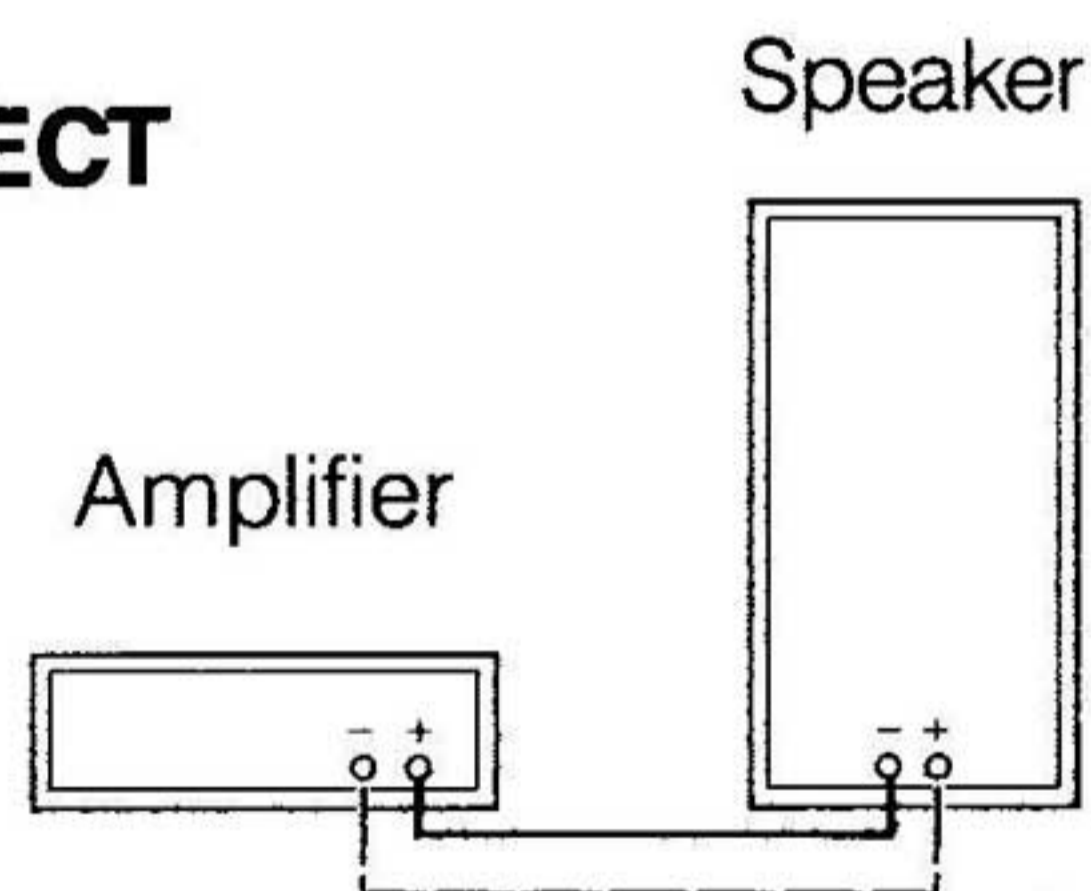
CORRECT PHASE:



In Phase:

Plus (+) of amplifier goes to plus (+)(red) of speaker.
Minus (-) of amplifier goes to minus (-)(black) of speaker.

INCORRECT PHASE:



Out of Phase:

Plus (+) of amplifier goes to minus (-)(black) of speaker.
Minus (-) of amplifier goes to plus (+)(red) of speaker.

PROTECTION CIRCUITRY

All models which utilize the new Infinity EMIT-R tweeter employ a special electronic protection circuit which will switch off the tweeter if the power level exceeds the tweeter's power rating. The protection circuit automatically resets after a few seconds, restoring operation of the tweeter. Should you hear the EMIT-R tweeter switch in and out, you should immediately reduce volume until the protection circuit is no longer activating.

UNDERSTANDING MIN/MAX POWER RATINGS

An amplifier with limited power output can actually cause damage to your speakers. A lower power amplifier when played beyond its power capability will go into clipping. This generates spurious high frequency signals which, when routed to the tweeter, can cause it to overheat and fail. The active protection circuitry in your Infinity speaker will generally safeguard against such failure; however, no protection circuit is foolproof and, therefore, overdriving the power amplifier must be avoided. It is for this reason that choosing an amplifier with more power than you need is always a wise choice.

ACOUSTIC FEEDBACK

Acoustic feedback is created when sound waves from your speakers reach your turntable and are fed back through the phono pickup to the power amplifier. It is a never ending cycle which can cause distortion across the entire audio band. To avoid acoustic feedback problems, place your turntable on a heavy, solid support and as far away from the speakers as possible. At times, isolating the turntable with special rubber mounts may aid in reducing this form of distortion.

CARE OF YOUR SPEAKER SYSTEM

Your Infinity speaker cabinets are covered with a quality vinyl which requires very little maintenance. Dust the enclosures with a damp cloth, or a name brand furniture polish. The grilles may be cleaned by using a vacuum cleaner on the low power setting.

IN CASE OF TROUBLE IN YOUR STEREO SYSTEM

Before consulting your dealer, INFINITY service facility or factory service department, there are tests you can do to locate and solve possible problems in your speakers. You can use your stereo's two channels of information for simple trouble-shooting. If the sound quality is distorted, listen to each speaker separately to check if the fault is present in both. If it is, then the trouble is likely to be elsewhere in your system. If the fault in one channel only, reverse the outputs of your amplifier to the speakers. If the distortion moves to the other channel, the fault is not in the speaker.

TROUBLE-SHOOTING THE SPEAKER

If a driver (tweeter, midrange, woofer) in your speaker system is not working:

Step 1. Remove the driver and check to see that the wires are connected. If they have come loose, reconnect them and put the driver back in place. If the connections are good but the driver is still not working, go on to . . .

Step 2. Interchange the non-working driver with the one from the other cabinet. If the problem follows, the driver is defective; call your dealer for instructions.

If you have been unsuccessful in locating the specific sources of trouble, or if you have located it but cannot correct it, make these inquiries:

A. Consult the INFINITY dealer from whom you purchased the system.

B. Get the name and address of the authorized INFINITY service facility nearest you by writing or calling INFINITY. You may be instructed to take, or send the problem part to a service facility or the factory, for service under the terms of the warranty.

NOTE: DO NOT SHIP ANY PARTS OR WHOLE SPEAKERS FOR SERVICE WITHOUT PRIOR APPROVAL ("RETURN AUTHORIZATION"), AND DO NOT SHIP WITHOUT ENCLOSING A COPY OF YOUR ORIGINAL BILL OF SALE.

If there no authorized service facility near you . . .

C. Write or phone the service department (INFINITY Customer Service, 9409 Owensmouth Avenue, Chatsworth, CA 91311; (818) 407-0228) and describe the difficulty as specifically as possible. The service department will advise you of what action you should take.

SPECIFICATIONS, REFERENCE SERIES

Reference One

Power Rating 10 to 75 watts per channel, RMS
Frequency Response 55Hz-25kHz +/- 3 dB
Crossover Frequency 4000Hz
Efficiency 90 dB @ 1 watt, 1 meter
Nominal Impedance 6 ohms

Reference Two

Power Rating 15 to 100 watts per channel, RMS
Frequency Response 50 Hz-25kHz +/- 3 dB
Crossover Frequency 3000Hz
Efficiency 90 dB @ 1 watt, 1 meter
Nominal Impedance 6 ohms

Reference Three

Power Rating 20 to 125 watts per channel, RMS
Frequency Response 47Hz-25kHz +/- 3 dB
Crossover Frequency 400Hz, 3500Hz
Efficiency 90 dB
Nominal Impedance 6 ohms

Reference Four

Power Rating 25 to 150 watts per channel, RMS
Frequency Response 44Hz-40kHz +/- 3 dB
Crossover Frequency 300Hz, 4000Hz
Efficiency 90 dB @ 1 watt, 1 meter
Nominal Impedance 6 ohms

Reference Five

Power Rating 25 to 200 watts per channel, RMS
Frequency Response 40Hz-40kHz +/- 3 dB
Crossover Frequency 300Hz, 4000Hz
Efficiency 90 dB @ 1 watt, 1 meter
Nominal Impedance 6 ohms

Reference Six

Power Rating 35 to 225 watts per channel, RMS
Frequency Response 35Hz-40kHz +/- 3 dB
Crossover Frequency 200Hz, 1500Hz, 4000Hz
Efficiency 90 dB @ 1 watt, 1 meter
Nominal Impedance 6 ohms

LIMITED WARRANTY

Who is protected by the warranty?

Your Infinity warranty protects the original retail purchaser and all subsequent owners for a period of five (5) years (parts and labor) from any failure as a result of an original manufacturing defect so long as: (1) your Infinity loudspeakers were purchased within the fifty United States or by military personnel from an authorized military outlet and (2) the original dated bill of sale is presented whenever service is required during the warranty period. This warranty does not apply to products purchased elsewhere; other purchasers should contact their local Infinity distributor for warranty information.

What does the Infinity warranty cover?

Except as specified below, this warranty covers all defects in original materials and workmanship. The following are not covered: damaged caused by accident, misuse, abuse, neglect, product modification; damage occurring during shipment; damage caused by failure to follow instructions in the owner's manual, including failure to perform recommended periodic or routine maintenance; damage resulting from repairs by someone not authorized by Infinity; claims based upon any misrepresentations by the seller; and any Infinity product on which the serial number has been altered, defaced or removed.

Who pays for what?

During the period of this warranty, subject to the above conditions, Infinity will pay all of the above labor and material expenses to repair a warrantable defect.

How can warranty service be obtained?

In the event that your Infinity loudspeaker(s) should require service, you should first contact the Infinity dealer from whom the product was purchased or, if this is not practical, contact Infinity directly (ATTN: Customer Service) at 9450 Owensmouth Avenue, Chatsworth CA 91311 (818) 407-0228. We may direct you to an authorized service center for Infinity products or ask you to send them to us for repair. In either case you will have to present your original dated bill-of-sale to establish warranty coverage. Do not send your speaker(s) to us without prior authorization from our Customer Service department.

You are responsible for transporting your product to either Infinity or an authorized service center and for payment of all shipping charges; however, Infinity will pay for the return shipping charges (in the event you return the product to us) if the repairs are covered by warranty. If you experience difficulty in transporting your product or are in need of packing materials, please advise us and we may be able to suggest alternative procedures and/or provide adequate packaging materials.

LIMITATION OF IMPLIED WARRANTIES: All implied warranties, including fitness for a particular purpose and merchantability are limited in duration and length to the warranty period for your product.

LIMITATION OF INCIDENTAL OR CONSEQUENTIAL DAMAGES: Infinity is not responsible for any incidental or consequential damage of any kind. Our liability is limited to the repair or replacement, at our option, of a defective product.

Some states do not allow limitations on how an implied warranty lasts and/or do not allow the exclusion of incidental or consequential damage, so the above limitations or exclusions may apply to you.

This warranty gives you specific legal rights and you may also have other rights which vary from state to state.

NOTE: In the event that there is difference between this warranty and the provisions in any advertisements, product brochures or packaging cartons, the terms of this warranty will prevail.



We get you back to what it's all about. Music.