



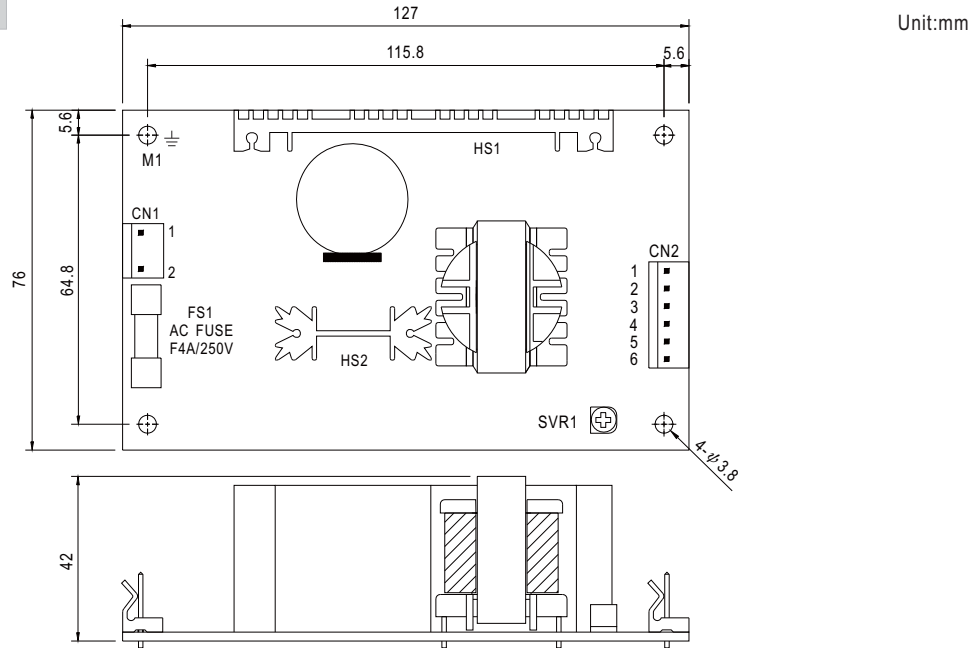
- Features :
 - Universal AC input / Full range
 - Low leakage current<0.5mA
 - Protections: Short circuit / Overload / Over voltage
 - Cooling by free air convection
 - 100% full load burn-in test
 - Fixed switching frequency at 65KHz
 - 2 years warranty



SPECIFICATION

MODEL		PD-65A		PD-65B	
OUTPUT	OUTPUT NUMBER	CH1	CH2	CH1	CH2
	DC VOLTAGE	5V	12V	5V	24V
	RATED CURRENT	5.5A	2.8A	3.5A	2A
	CURRENT RANGE	0.4 ~ 7A	0.2 ~ 3.2A	0.4 ~ 6A	0.2 ~ 2.6A
	RATED POWER	61.1W		65.5W	
	OUTPUT POWER (max.)	Rated output power for convection; 72W with 18CFM min. Forced air			
	RIPPLE & NOISE (max.) Note.2	50mVp-p		120mVp-p	
	VOLTAGE ADJ. RANGE	CH1:4.75 ~ 5.5V		CH1:4.75 ~ 5.5V	
	VOLTAGE TOLERANCE Note.3	±4.0%	±7.0%	±4.0%	±7.0%
	LINE REGULATION	±1.0%	±2.0%	±1.0%	±2.0%
	LOAD REGULATION	±3.0%	±4.0%	±3.0%	±4.0%
	SETUP, RISE TIME	800ms, 20ms at full load			
HOLD UP TIME (Typ.)	60ms at full load				
INPUT	VOLTAGE RANGE	90 ~ 264VAC 127 ~ 370VDC			
	FREQUENCY RANGE	47 ~ 440Hz			
	EFFICIENCY(Typ.)	78%		81%	
	AC CURRENT (Typ.)	1.5A/115VAC 0.9A/230VAC			
	INRUSH CURRENT (Typ.)	COLD START 20A/115VAC 40A/230VAC			
	LEAKAGE CURRENT	<0.75mA			
PROTECTION	OVERLOAD	73 ~ 105W rated output power Protection type : Hiccup mode, recovers automatically after fault condition is removed.			
	OVER VOLTAGE	CH1: 5.75 ~ 6.75VDC on CH1 Protection type : Hiccup mode, recovers automatically after fault condition is removed.			
ENVIRONMENT	WORKING TEMP.	-10 ~ +60°C (Refer to "Derating Curve")			
	WORKING HUMIDITY	20 ~ 90% RH non-condensing			
	STORAGE TEMP., HUMIDITY	-20 ~ +85°C, 10 ~ 95% RH			
	TEMP. COEFFICIENT	±0.04%/°C (0 ~ 50°C) on +5V output			
	VIBRATION	10 ~ 500Hz, 2G 10min./1cycle, period for 60min. each along X, Y, Z axes			
SAFETY & EMC (Note 4)	SAFETY STANDARDS	UL60950-1, TUV EN60950-1 approved			
	WITHSTAND VOLTAGE	I/P-O/P:3KVAC I/P-FG:2KVAC O/P-FG:0.5KVAC			
	ISOLATION RESISTANCE	I/P-O/P, I/P-FG, O/P-FG:100M Ohms / 500VDC / 25°C / 70% RH			
	EMC EMISSION	Compliance to EN55032 (CISPR32) Class B, EN61000-3-2,-3			
	EMC IMMUNITY	Compliance to EN61000-4-2,3,4,5,6,8,11, EN55024, light industry level, criteria A			
OTHERS	MTBF	414.8K hrs min. MIL-HDBK-217F (25°C)			
	DIMENSION	127*76*42mm (L*W*H)			
	PACKING	0.24Kg; 54pcs/15Kg/1.35CUFT			
NOTE	1. All parameters NOT specially mentioned are measured at 230VAC input, rated load and 25°C of ambient temperature. 2. Ripple & noise are measured at 20MHz of bandwidth by using a 12" twisted pair-wire terminated with a 0.1uf & 47uf parallel capacitor. 3. Tolerance : includes set up tolerance, line regulation and load regulation. 4. The power supply is considered a component which will be installed into a final equipment. All the EMC tests are been executed by mounting the unit on a 360mm*360mm metal plate with 1mm of thickness. The final equipment must be re-confirmed that it still meets EMC directives. For guidance on how to perform these EMC tests, please refer to "EMI testing of component power supplies." (as available on http://www.meanwell.com) 5. Mounting holes M1 and M2 should be grounded for EMI purposes. 6. Heat Sink HS1,HS2 can not be shorted.				

Mechanical Specification



AC Input Connector (CN1) : Molex 5277-02 or equivalent

Pin No.	Assignment	Mating Housing	Terminal
1	AC/N	Molex 5195 or equivalent	Molex 5194 or equivalent
2	AC/L		

DC Output Connector (CN2) : Molex 5273-06 or equivalent

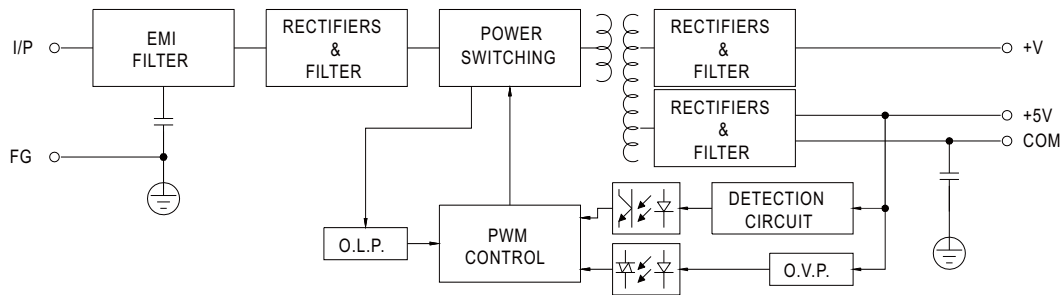
Pin No.	Assignment	Mating Housing	Terminal
1	+V	Molex 5195 or equivalent	Molex 5194 or equivalent
2,3	+5V		
4,5	COM		
6	NC		

⊥ : Grounding Required

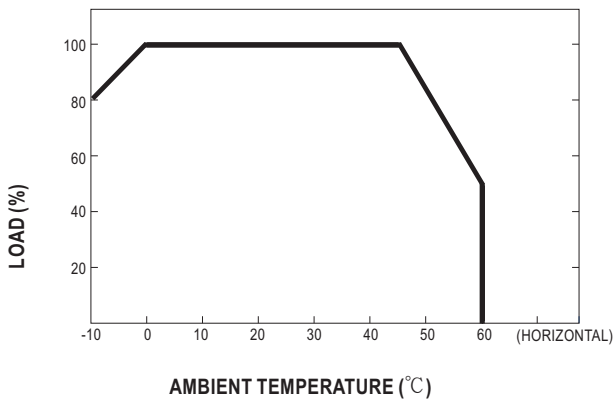
- ⚠ 1.HS1,HS2 cannot be shorted
- 2.M1 is safety ground

fosc : 65KHz

Block Diagram



Derating Curve



Output Derating VS Input Voltage

