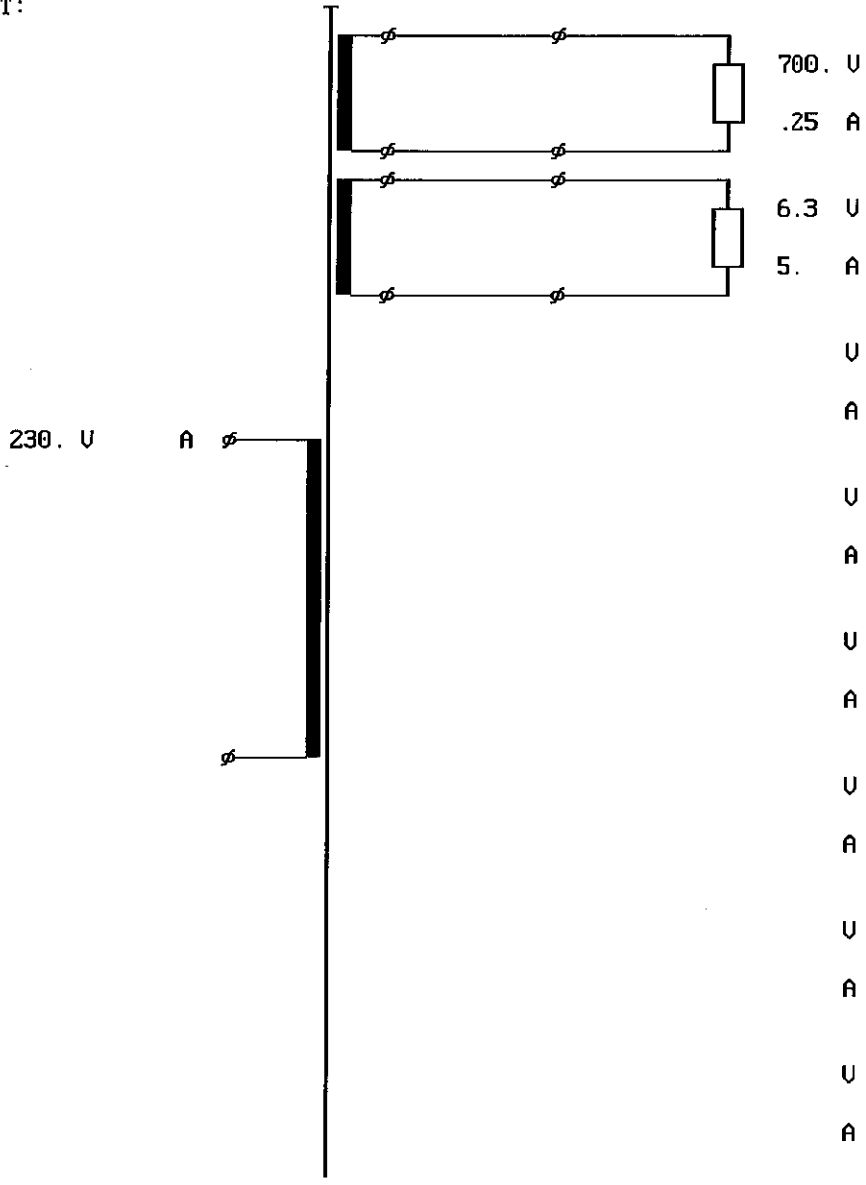


PRIMARY	U(V)	I(A)	SECOND.	1---	2---	3---	4---	5---	6---	7---	8---
Circuit-:1	230.		Circuit-:11	11							
Overvult*:1.00			Volta. U:700.	6.3							
Wire :0.0			Curre. A: .25	5.							
I/L. μ :0.			Wire :0	0							
I/E. μ :2500.			I/L μ :0.0	0.0							
Formfac.:1.11			I/E μ :100.	100.							
Fre.Hz:50											
dI/Io %:100											
			1	1	1	1	1	1	1		

Regulat. %:3.0	Steel -:5	Cooling *:1.00	Bobbin -:1
Udiode U:0.8	Induction T:1.27	Force m/s:0.00	P/S-Order -:1
dUdiode U:.1	Remanence *:0.35	Bracket -:1	Rac/Rdc *:1.05
Ripple %:5.	W/kg *:1.00	Radiator -:0	Space *:0.90
Tmp. Amb. °C:40	UAr/kg *:1.00	Chassis -:1.00	Vertical -:1
Tmp.rise °K:70	Gap *:1.00	Channel cm:0.00	Horizontal -:1
Time 1 Min:30.0	Annealed -:0	Cu-Surface*:1.00	Impregnat. -:2
Load 1 *:1.0	Stacking *:1.00	Rth-uarni. *:1.00	Spread %:0
Time 2 Min:30.0	Hole -:1	Rth-comp. *:1.50	Selection -:2
Load 2 *:1.0	Assembly -:1	Case -:0	Criterion -:0

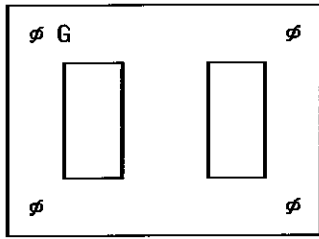
CIRCUIT:



Name :1XEI 120c/73.7 26.4/2
 Steel :M6 0.014" => M111-0.35mm / .35

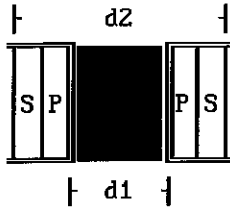
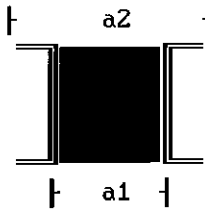
| F | B | A | B | F | | D |

T
E
|
C
|
E
I



Weight gr:5216.
 Gap total cm:0.000
 A-Limb cm:4.00
 B-Width cm:2.00
 C-Height cm:6.00
 D-Stack cm:7.36
 E-Yoke 1 cm:2.00
 F-Yoke 2 cm:2.00
 G-Hole cm:0.66
 Radiator Fin :0
 Radiator Chan. :0
 a1 cm:4.48
 a2 cm:7.72
 d1 cm 7.76
 d2 cm 11.60
 l cm:5.48
 lp cm:
 ls cm:
 Margin cm:0.26

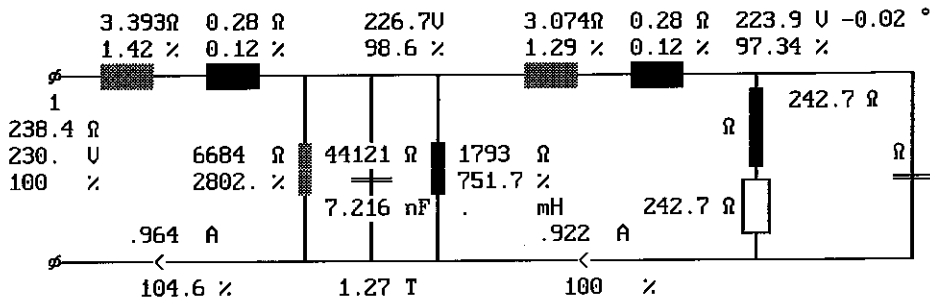
T
I
I



X- Length 1 cm:
 Y- Width 1 cm:
 Z- Height 1 cm:
 x- Length 2 cm:
 y- Width 2 cm:
 z- Height 2 cm:
 w- Thickness cm:
 Material :
 Potted :

	Typ	Turns	MTI	DN	DN	Par	T/φ mm	W/φ mm	W/L	L	I/L μ	I/E μ	Weight gr	RWH %
1	1	283.	C00	77.0	77.0	1	.75	.75	65	4.3		2500	283.68	26.
2														
3														
4														
5														
6														
7														
8														
1	11	884.0	C00	67.0	67.0	1	.45	.45	108	8.2	.	100	373.74	28.
2	11	8.0	C00	93.0	93.0	1	1.9	1.9	26	.31	.	100	64.604	13.
3														
4														
5														
6														
7														
8														
TOTAL												722.0	72.	

NOMINAL OPERATION at Temperature °C 62.2 and Overvoltage 1.00
 Output Power on Load W:206.4 Output Power of Transfor. W:206.4
 Cu Losses W:5.77 Fe-Losses active W:7.69
 Short-Circuit-Volt. cold %:2.33 Regulation %:2.73
 Instantaneous pow. .5/95& W:913.7 Efficiency of Transformer %:93.88
 dT Fe average Surface °K:20.2 dT primary °K:22.4
 dT Gehäuse av. Surface °K:. dT secondary °K:22.



DUTY CYCLE OPERATION at Amb.Temperature °C 40. and Overvoltage 1.00
 dT Fe average Surface °K:20.2 dT primary °K:22.4
 dT Gehäuse av. Surface °K:. dT secondary °K:22.

NO LOAD OPERATION at Amb.Temperature °C 40. and Overvoltage 1.00
 Losses active W:8.03 Losses reactive UAr:33.13
 Current factor %:15.37 Induction T:1.288
 dT Fe average Surface °K:13.5 dT primary °K:12.5
 dT Gehäuse av. Surface °K:. Resonance frequency kHz:.8

SHORT-CIRCUIT OPERATION at Amb.Temperature °C 40. and Overvoltage 1.00
 Losses active W:9486. Losses reactive UAr:967.0
 Current factor cold %:4298. Induction T:.608
 dT Fe average Surface °K:1081. dT primary °K:1640.
 dT Case aver. Surface °K:. dT secondary °K:1610.

PRIMARY (Tap:1) 1---- 2---- 3---- 4---- 5---- 6---- 7---- 8----
 Voltage Input/Output U:230.
 Out. Voltage no load U:
 Current Input/Output A:0.964
 Load on output Ω:
 Power factor of load :
 Current in segment A:0.964
 Current density A/mm²:2.19
 Icc-Current cold A:41.46
 Io -Current A:0.148
 Inrush Current peak ^A:52.06
 Inrush Current rms A:21.87
 Cu-Losses W:3.2
 Resistance cold Ω:2.900
 Reactance Ω:.2802
 Eddy-Current Factor :1.

SECONDARY 1---- 2---- 3---- 4---- 5---- 6---- 7---- 8----
 Output Voltage U:699.6 6.32
 Output Current A:0.25 5.012
 Out. Voltage no load U:717.9 6.5
 Sec. Voltage U:699.6 6.32
 Sec. Current A:0.25 5.012
 Current density A/mm²:1.57 1.77
 Sec. Voltage cold U:702.2 6.3
 Load on output Ω:2800. 1.26
 Power factor of load :1.000 1.000
 Icc cold A:11.53 191.6
 Cu-Losses warm W:2.144 .471
 Resistance cold Ω:29.39 .016
 Reactance Ω:3.229 .0015
 Eddy-Current Factor :1. 1.
 Capacitor mF:.