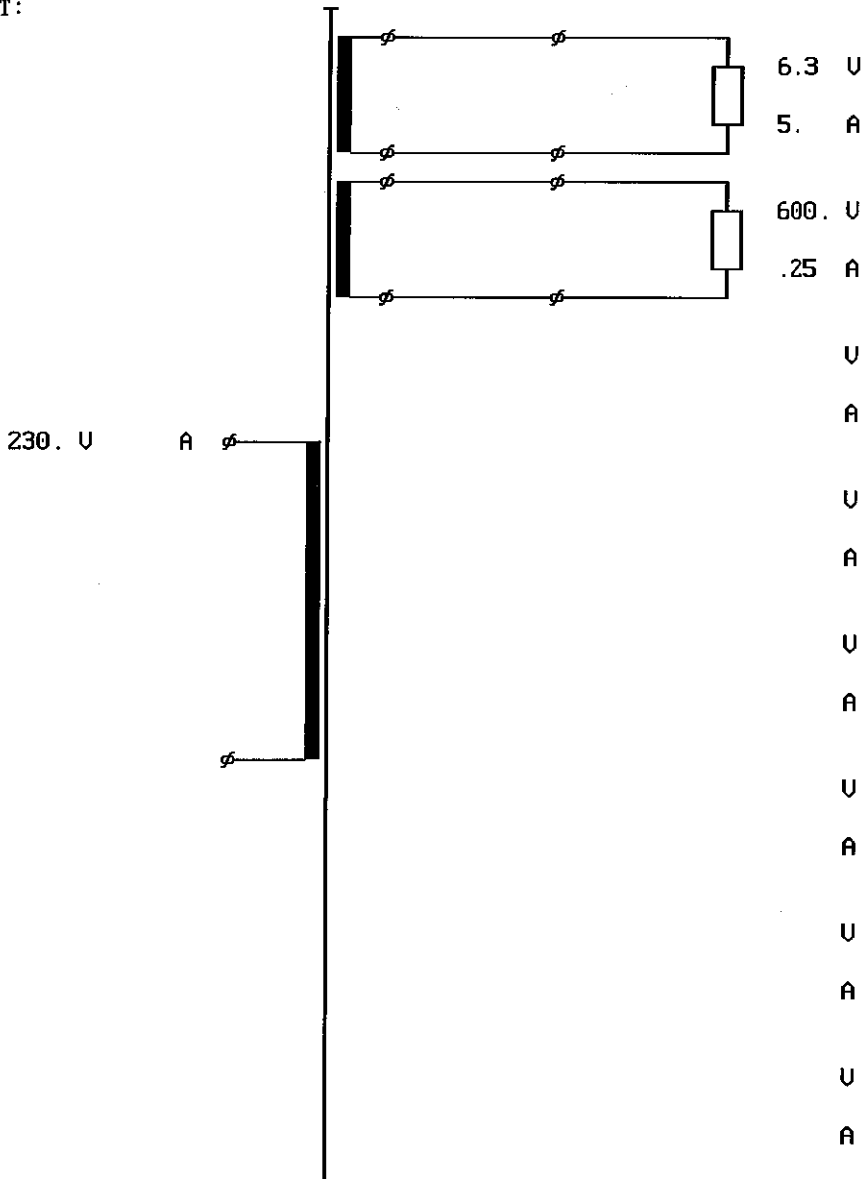


PRIMARY	U(V)	I(A)	SECOND.	1---	2---	3---	4---	5---	6---	7---	8---
Circuit-:1	230.		Circuit-:11	11							
Overvlt*:1.00	.		Volta. U:6.3	600.							
Wire :0.0	.		Curre. A:5.	.25							
I/L. μ :0.	.		Wire :0	0							
I/E. μ :300.	.		I/L μ :0.0	0.0							
Formfac.:1.11	.		I/E μ :100.	100.							
Fre.Hz:50	.										
dI/IO $\%$:100	.										
				1	1	1	1	1	1		

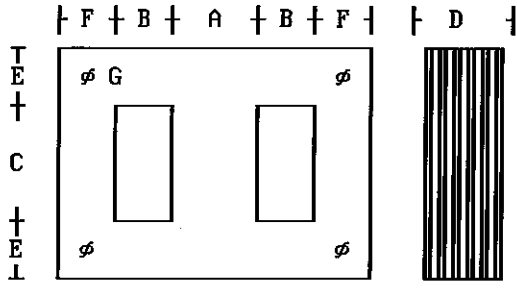
Regulat. $\%$:10.0	Steel -:5	Cooling *:1.00	Bobbin -:1
Udiode U:0.8	Induction T:1.40	Force m/s:0.00	P/S-Order -:1
dUdiode U:1	Remanence *:0.35	Bracket -:1	Rac/Rdc *:1.05
Ripple $\%$:5.	W/kg *:1.00	Radiator -:0	Space *:0.90
Imp. Amb. °C:40	UAr/kg *:1.00	Chassis -:1.00	Vertical -:1
Imp.rise °K:75	Gap *:1.00	Channel cm:0.00	Horizontal -:1
Time 1 Min:30.0	Annealed -:0	Cu-Surface*:1.00	Impregnat. -:2
Load 1 *:1.0	Stacking *:1.00	Rth-uarni. *:1.00	Spread $\%$:0
Time 2 Min:30.0	Hole -:1	Rth-comp. *:1.50	Selection -:2
Load 2 *:1.0	Assembly -:1	Case -:0	Criterion -:0

CIRCUIT:

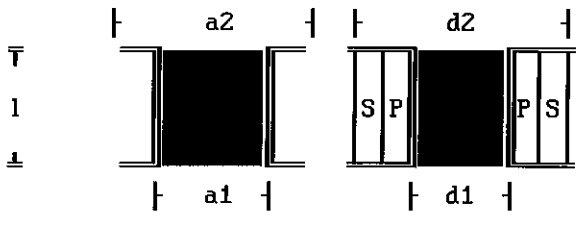


Name : 1XEI 96/45.7 21.0/2
 Steel : M6 0.014" => M111-0.35mm

/ .35



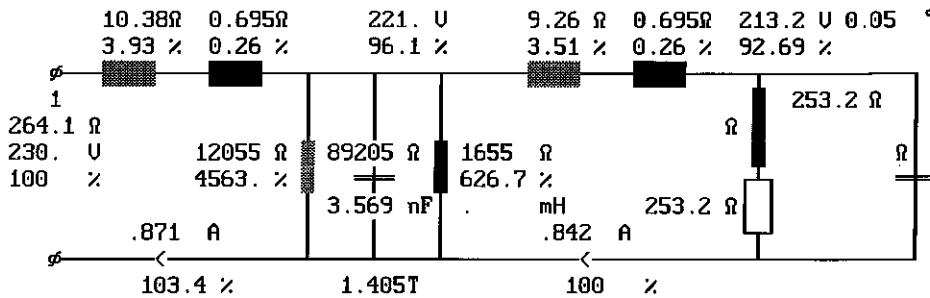
- Weight gr: 2061.
- Gap total cm: 0.000
- A-Limb cm: 3.20
- B-Width cm: 1.60
- C-Height cm: 4.80
- D-Stack cm: 4.54
- E-Yoke 1 cm: 1.60
- F-Yoke 2 cm: 1.60
- G-Hole cm: 0.547
- Radiator Fin : 0
- Radiator Chan. : 0
- a1 cm: 3.52
- a2 cm: 6.24
- d1 cm: 4.86
- d2 cm: 8.00
- l cm: 4.38
- lp cm:
- ls cm:
- Margin cm: 0.21



- X- Length 1 cm:
- Y- Width 1 cm:
- Z- Height 1 cm:
- x- Length 2 cm:
- y- Width 2 cm:
- z- Height 2 cm:
- w- Thickness cm:
- Material :
- Potted :

	Typ	Turns	MTI	DN	DN	Par	T/φ mm	W/φ mm	W/L	L	I/L μ	I/E μ	Weight gr	RWH %
1	1	505.	C00	69.0	69.0	1	.5	.5	77	6.5		300	157.01	29.
2														
3														
4														
5														
6														
7														
8														
1	11	15.0	C00	88.0	88.0	1	1.4	1.4	28	.54		100	40.338	11.
2	11	1410.0	C00	61.0	61.0	1	.315	.315	121	11.		100	211.81	32.
3														
4														
5														
6														
7														
8														
TOTAL												409.1	77.	

NOMINAL OPERATION at Temperature °C 89.3 and Overvoltage 1.00
 Output Power on Load W:179.4 Output Power of Transfor. W:179.4
 Cu Losses W:14.43 Fe-Losses active W:4.05
 Short-Circuit-Volt. cold %:5.84 Regulation %:7.89
 Instantaneous pow. .5/95& W:444.9 Efficiency of Transformer %:90.66
 dT Fe average Surface °K:38.8 dT primary °K:49.3
 dT Gehäuse av. Surface °K:. dT secondary °K:49.4



DUTY CYCLE OPERATION at Amb.Temperature °C 40. and Overvoltage 1.00
 dT Fe average Surface °K:38.8 dT primary °K:49.3
 dT Gehäuse av. Surface °K:. dT secondary °K:49.4

NO LOAD OPERATION at Amb.Temperature °C 40. and Overvoltage 1.00
 Losses active W:4.95 Losses reactive UAr:51.15
 Current factor %:25.66 Induction T:1.46
 dT Fe average Surface °K:13.7 dT primary °K:13.
 dT Gehäuse av. Surface °K:. Rezonance frequency kHz:1.2

SHORT-CIRCUIT OPERATION at Amb.Temperature °C 40. and Overvoltage 1.00
 Losses active W:3414. Losses reactive UAr:310.0
 Current factor cold %:1712. Induction T:.685
 dT Fe average Surface °K:677.9 dT primary °K:1032.
 dT Case aver. Surface °K:. dT secondary °K:1019.

PRIMARY (Tap:1) 1---- 2---- 3---- 4---- 5---- 6---- 7---- 8----
 Voltage Input/Output U:230.
 Out. Voltage no load U:
 Current Input/Output A:0.871
 Load on output Ω:
 Power factor of load :
 Current in segment A:0.871
 Current dencity A/mm²:4.44
 Icc-Current cold A:14.91
 Io -Current A:0.223
 Inrush Current peak ^A:24.68
 Inrush Current rms A:10.45
 Cu-Losses W:7.9
 Resistance cold Ω:8.128
 Reactance Ω:.6951
 Eddy-Current Factor :1.

SECONDARY 1---- 2---- 3---- 4---- 5---- 6---- 7---- 8----
 Output Voltage U:6.34 595.
 Output Current A:5.034 0.248
 Out. Voltage no load U:6.82 641.2
 Sec. Voltage U:6.34 595.
 Sec. Current A:5.034 0.248
 Current dencity A/mm²:3.29 3.18
 Sec. Voltage cold U:6.4 604.5
 Load on output Ω:1.26 2400.
 Power factor of load :1.000 1.000
 Icc cold A:93.48 4.34
 Cu-Losses warm W:1.11 5.451
 Resistance cold Ω:.0343 69.41
 Reactance Ω:.0035 6.589
 Eddy-Current Factor :1. 1.
 Capacitor mF:.